
















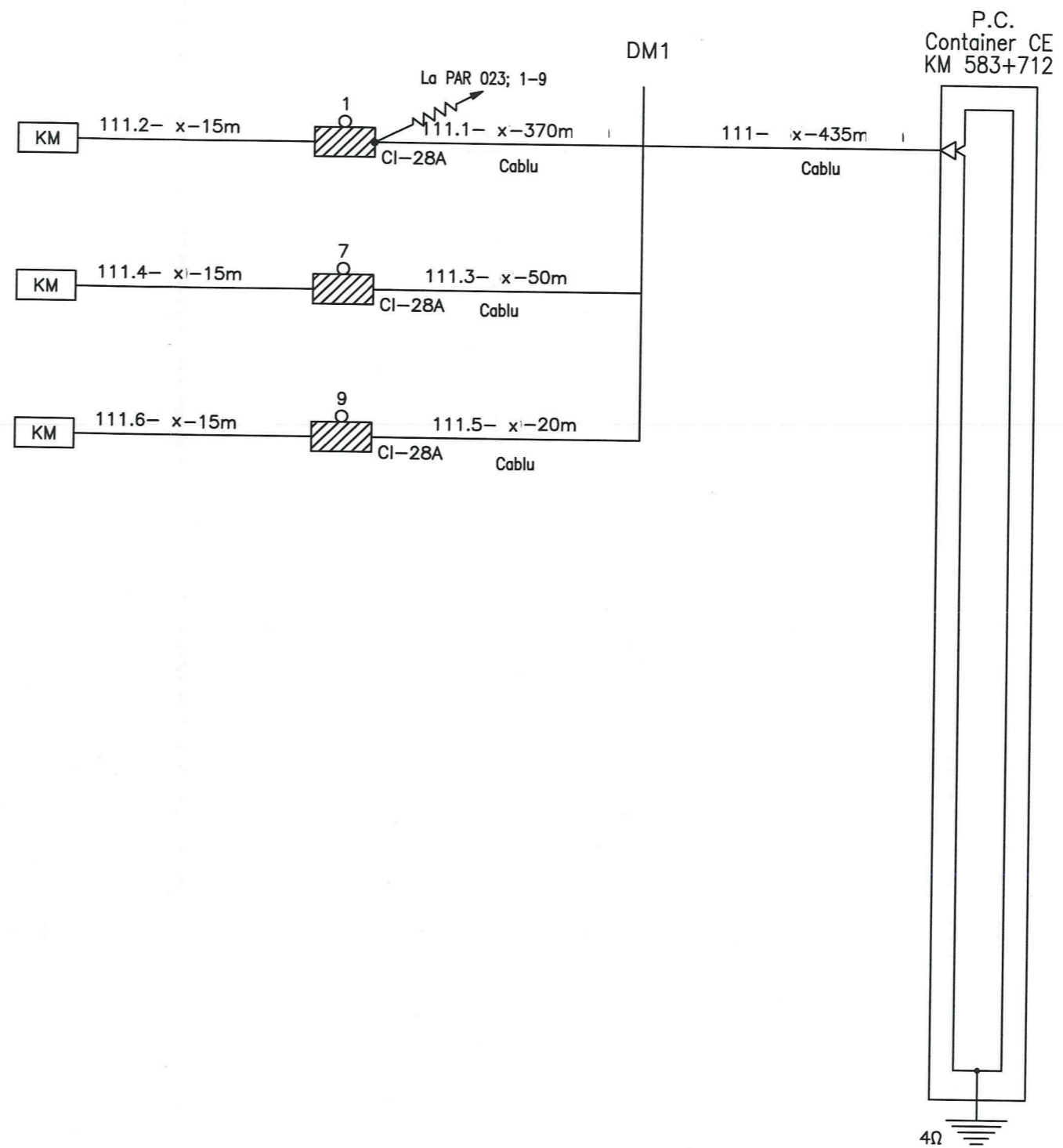


LEGENDA  
LEGEND

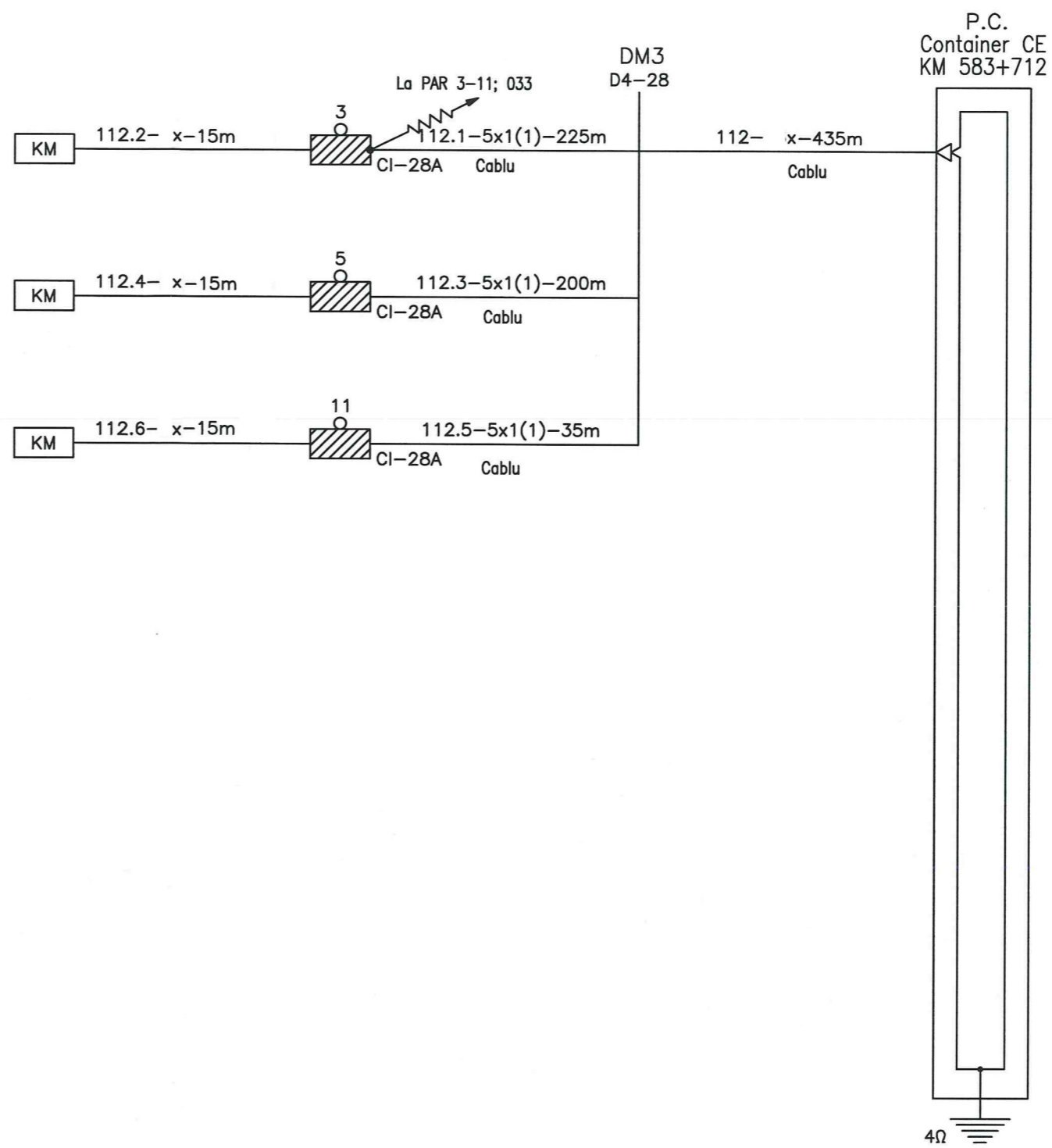
	CUTIE PENTRU CABLUL ELECTROMECHANISMULUI DE MACAZ TRIFAZAT NETALONABIL CABLE BOX FOR THREE PHASE NON-TRAILABLE POINT MACHINE
	CUTIE PENTRU CABLUL ELECTROMECHANISMULUI DE MACAZ TRIFAZAT TALONABIL CABLE BOX FOR THREE PHASE TRAILABLE POINT MACHINE
	CONTROLOR DE AC POINT DETECTOR
	SESIZOR DE INIMA FROG DETECTOR
	SENZOR SENSOR
	DISTRIBUITOR DE CABLURI DISTRIBUTOR BOX
	LEGATURA ECHIPOTENTIALA EQUIPOTENTIAL CONNECTION
	POST CENTRALIZARE INTERLOCKING POST
	TERMINAL DE CABLU CABLE TERMINAL
	PRIZA DE PAMANT EARTH PLATE
	111-24x1(3)-100m Cablul ecranat
	NUMARUL CABLULUI CABLE NUMBER
	NUMARUL DE CONDUCTOARE TOTAL NUMBER OF WIRES
	SECTIUNEA CONDUCTORULUI WIRE CROSS SECTION
	CONDUCTOARE DE REZERVA SPARE WIRES
	LUNGIMEA CABLULUI LENGTH OF CABLE
	TIPUL CABLULUI CABLE TYPE

Indice Index	Data Date	Descriere Description	Semnatura Signature	Semnatura Signature	Semnatura Signature	Semnatura Signature
Modificare / Revision	E					
	D					
	C					
	B					
	A					
				 <b>MINISTERUL TRANSPORTURILOR</b>		
				<b>BENEFICIAR / BENEFICIARY :</b> <b>COMPANIA NAȚIONALĂ DE CĂI FERATE "CFR" SA</b>		
PROIECTANT / DESIGNER:					Data / Date	Semnatura Signature
Aprobat Approved	Sef de echipa Team leader	C. Teodorescu	01.2013			
Verificat Checked	Expert Cheie Key Expert	R. Trommer	01.2013			
Subcontractant / Subcontractor						
Aprobat Approved	Adjunct Sef de echipa Deputy Team leader	A.M. Baicu	01.2013			
Proiectat Designed	Inginer Engineer	L. Hutanu	01.2013			
<b>"Reabilitarea liniei c.f. Frontieră - Curtici - Simeria, parte componentă a coridorului IV Pan - European pentru circulația trenurilor cu viteză maximă de 160 km/h"</b> <b>Tronsonul 2-A : km 614 - cap Y Bârzava</b> <b>"Rehabilitation of the Railway Line Border - Curtici - Simeria, component Part of the IV Pan - European Corridor for the Trains Circulation with maximum speed of 160 km/h"</b> <b>Section 2-A : km 614 - end Y Bârzava</b>					<b>Project 9i 35311.1</b>  <b>Faza / Phase: PTh +CS / TD + TS</b>	
Denumire desen / Drawing Title :						
<b>Plan cablaj electromecanisme de macaz - Stația MILOVA / MILOVA Station - Cable sketch for point machines</b>						
Scara / Scale		Revizia / Revision		Cod desen / Drawing Code		Nr / No
-		1/16.05.2013		PT.02.04.08.SM.013		01/05



Cable sketch for  
 point machines  
 station end X track 1:  
 111

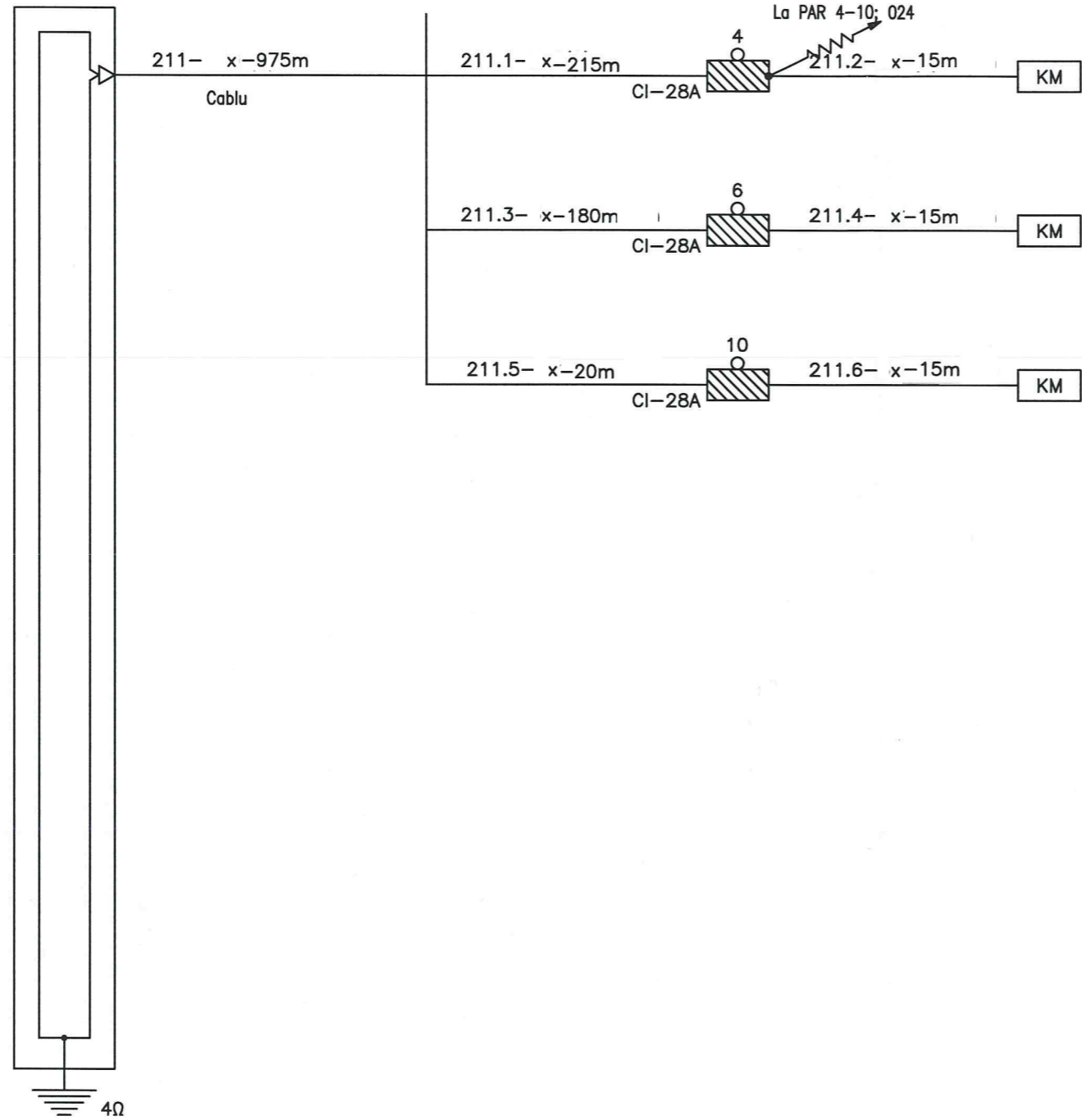
Plan de cablaj al  
 electromecanismelor de  
 macaz cap X firul 1:  
 111



Cable sketch for  
point machines  
station end X track 2:  
112

Plan de cablaj al  
electromecanismelor de  
macaz cap X firul 2:  
112

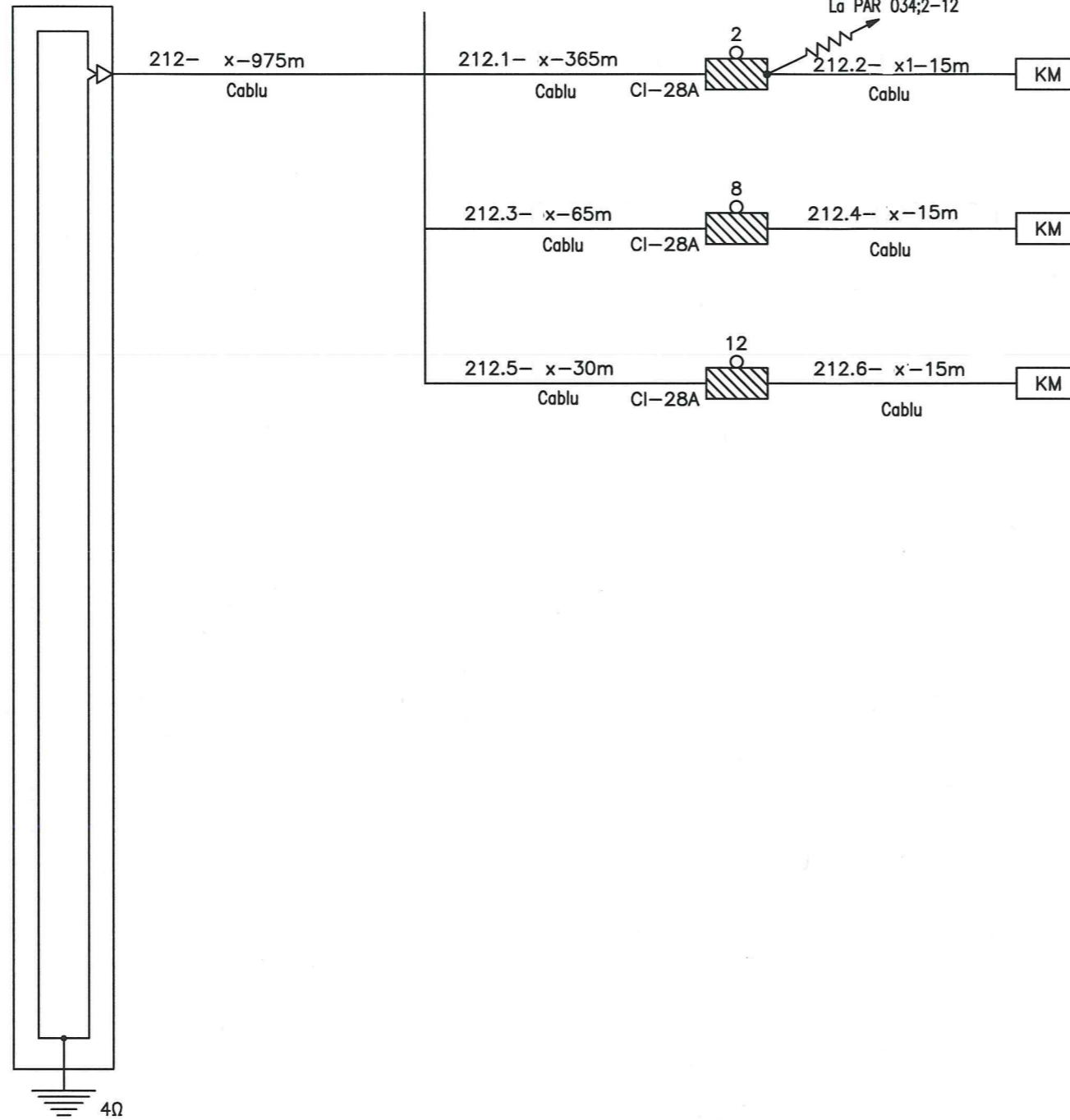
P.C.  
Container CE  
KM 583+712



Cable sketch for  
point machines  
station end Y track 1:  
211

Plan de cablaj al  
electromecanismelor de  
macaz cap Y firul 1:  
211

P.C.  
Container CE  
KM 583+712



Cable sketch for  
point machines  
station end Y track 2:  
212

Plan de cablaj al  
electromecanismelor de  
macaz cap Y firul 2:  
212